

This information is for promotional purposes only. Space considerations may require information to be omitted. Always refer to the actual package for complete label verbiage. This product may not yet be available or approved for sale or use in your area.

# CROSSCUT SELECT™

WEED AND BRUSH HERBICIDE

***For the control of most kinds of unwanted trees and brush, as well as annual and perennial broadleaf weeds on rangeland, permanent grass pastures, conservation reserve program (CRP) acres, commercial turf and sod farms, fence rows, non-irrigation ditch banks, roadsides, specified non-crop areas, and industrial sites***

**GROUP 4 HERBICIDE**

<b>ACTIVE INGREDIENTS:</b>	<b>WT BY %</b>
2,4-dichlorophenoxyacetic acid, butoxyethyl ester .....	34.4%
Triclopyr BEE: 3,5,6-trichloro-2-pyridinyloxyacetic acid, butoxyethyl ester.....	16.5%
<b>OTHER INGREDIENTS:</b> .....	<u>49.1%</u>
Total .....	100.0%
Contains Petroleum Distillates.	
Acid Equivalents:	
2,4-dichlorophenoxyacetic acid - 23.7% - 2 lbs./gal.	
triclopyr-11.9%- 1 lb./gal. isomer	
Specific by AOAC Method No. 978.05 (15th Ed.)	

**EPA Reg. No.: 89442-31**

## KEEP OUT OF REACH OF CHILDREN CAUTION

Si usted no entiende la etiqueta, busque a alguien para que se la explique a usted en detalle.  
(If you do not understand this label, find someone to explain it to you in detail.)

SEE INSIDE BOOKLET FOR FIRST AID, PRECAUTIONARY STATEMENTS,  
AND COMPLETE DIRECTIONS FOR USE.


**MANUFACTURED FOR:**

Prime Source, LLC  
10025 Hwy 264 Alternate  
Middlesex, NC 27557



**PRIME SOURCE**

This product is manufactured by:  
**Prime Source, LLC**  
10025 Hwy 264 Alternate  
Middlesex, NC 27557



This information is for promotional purposes only. Space considerations may require information to be omitted. Always refer to the actual package for complete label verbiage. This product may not yet be available or approved for sale or use in your area.

# CROSSCUT SELECT™

## WEED AND BRUSH HERBICIDE

<b>FIRST AID</b>	
<b>IF SWALLOWED:</b>	<ul style="list-style-type: none"> <li>• Immediately call a poison control center or doctor.</li> <li>• Do not induce vomiting unless told to do so by a poison control center or doctor.</li> <li>• Do not give any liquid to the person.</li> <li>• Do not give anything by mouth to an unconscious person.</li> </ul>
<b>IF INHALED:</b>	<ul style="list-style-type: none"> <li>• Move person to fresh air.</li> <li>• If person is not breathing, call 911 or an ambulance, then give artificial respiration, preferably mouth-to-mouth, if possible.</li> <li>• Call a poison control center or doctor for further treatment advice.</li> </ul>
<b>IF IN EYES:</b>	<ul style="list-style-type: none"> <li>• Hold eye open and rinse slowly and gently with water for 15-20 minutes.</li> <li>• Remove contact lenses, if present, after the first 5 minutes, then continue rinsing eye.</li> <li>• Call a poison control center or doctor for treatment advice.</li> </ul>
<p>In case of emergency endangering health or the environment involving this product, call CHEMTREC toll free at <b>1-800-424-9300</b>. Have the product container or label with you when calling a poison control center or doctor, or going for treatment.</p>	
<p><b>NOTE TO PHYSICIAN:</b> This product may pose an aspiration pneumonia hazard. Contains petroleum distillates.</p>	

### **PRECAUTIONARY STATEMENTS HAZARDS TO HUMANS AND DOMESTIC ANIMALS**

Harmful if swallowed. Causes moderate eye irritation. Prolonged or frequently repeated skin contact may cause allergic skin reactions in some individuals.

#### **PERSONAL PROTECTIVE EQUIPMENT (PPE)**

**All mixers, loaders, applicators, and other handlers must wear:**

- Long-sleeved shirt and long pants
- Shoes and socks
- Chemical-resistant gloves made of barrier laminate, or viton ≥14 mils (except for pilots)
- Chemical-resistant apron when mixing or loading, cleaning up spills or equipment, or otherwise exposed to the concentrate

See engineering controls for additional requirements.


Follow manufacturer's instructions for cleaning/maintaining PPE. If no such instructions for washables exist, use detergent and hot water. Keep and wash PPE separately from other laundry. After each day of use, clothing or PPE must not be reused until it has been cleaned.

#### **ENGINEERING CONTROLS**

Pilots must use an enclosed cockpit that meets the requirements listed in the WPS for agricultural pesticides [40 CFR 170.240(d)(6)]

When handlers use closed systems, enclosed cabs, or aircraft in a manner that meets the requirements listed in the WPS (40 CFR 170.240(d)(4-6)), the handler PPE requirements may be reduced or modified as specified in the WPS.





This information is for promotional purposes only. Space considerations may require information to be omitted. Always refer to the actual package for complete label verbiage. This product may not yet be available or approved for sale or use in your area.

# CROSSCUT SELECT™

## WEED AND BRUSH HERBICIDE

### USER SAFETY RECOMMENDATIONS

#### Users should:

- Wash hands before eating, drinking, chewing gum, using tobacco, or using the toilet.
- Remove clothing/PPE immediately if pesticide gets inside. Then wash thoroughly and put on clean clothing.
- Remove PPE immediately after handling this product. Wash the outside of gloves before removing. As soon as possible, wash thoroughly and change into clean clothing.

### ENVIRONMENTAL HAZARDS

This pesticide is toxic to fish and aquatic invertebrates. Do not apply directly to water, or to areas where surface water is present, or to intertidal areas below the mean high water mark. Drift and runoff may be hazardous to aquatic organisms in water adjacent to treated areas. Do not contaminate water when disposing of equipment washwaters or rinsate. Apply this product only as directed on label.

2,4-D has properties and characteristics associated with chemicals detected in groundwater. The use of this chemical in areas where soils are permeable, particularly where the water table is shallow, may result in groundwater contamination. Application around a cistern or well may result in contamination of drinking water or groundwater.

Triclopyr has properties and characteristics associated with chemicals detected in groundwater. The use of this chemical in areas where soils are permeable, particularly where the water table is shallow, may result in groundwater contamination.

Mixing and Loading: Most cases of groundwater contamination involving phenoxy herbicides such as 2,4-D have been associated with mixing/loading and disposal sites. Caution should be exercised when handling 2,4-D pesticides at such sites to prevent contamination of groundwater supplies. Use of closed systems for mixing or transferring this pesticide will reduce the probability of spills. Placement of the mixing/loading equipment on an impervious pad to contain spills will help prevent groundwater contamination.

### PHYSICAL OR CHEMICAL HAZARDS

Combustible. Do not use or store near heat or open flame.


### DIRECTIONS FOR USE

It is a violation of Federal law to use this product in a manner inconsistent with its labeling. Read all Directions for Use carefully before applying.

Use of this product in certain portions of California, Oregon and Washington is subject to the January 22, 2004 Order for injunctive relief in Washington Toxics Coalition, et al. v. EPA, C010132C, (W.D. WA). For further information, please refer to EPA Web Site: <http://www.epa.gov/esp/litstatus/wtc/index.htm>

Agricultural Chemical: Do not ship or store with food, feeds, drugs or clothing.





This information is for promotional purposes only. Space considerations may require information to be omitted. Always refer to the actual package for complete label verbiage. This product may not yet be available or approved for sale or use in your area.

# CROSSCUT SELECT™

WEED AND BRUSH HERBICIDE

## AGRICULTURAL USE REQUIREMENTS

Use this product only in accordance with its labeling and with the Worker Protection Standard, 40 CFR Part 170. This Standard contains requirements for the protection of agricultural workers on farms, forests, nurseries, and greenhouses, and handlers of agricultural pesticides. It contains requirements for training, decontamination, notification, and emergency assistance. It also contains specific instructions and exceptions pertaining to the statements on this label about personal protective equipment (PPE) and restricted entry interval. The requirements in this box only apply to uses of this product that are covered by the Worker Protection Standard.

Do not enter or allow worker entry into treated areas during the restricted entry interval (REI) of 12 hours.

PPE required for early entry to treated areas that is permitted under the Worker Protection Standard and that involves contact with anything that has been treated, such as plants, soil, or water is:

- Coveralls
- Chemical-resistant gloves made of barrier laminate, or viton  $\geq 14$  mils
- Shoes plus socks


## NON-AGRICULTURAL USE REQUIREMENTS

The requirements in this box apply to uses of this product that are NOT within the scope of the Worker Protection Standard for Agricultural Pesticides (40 CFR Part 170). The WPS applies when this product is used to produce agricultural plants on farms, forests, nurseries, or greenhouses.

Keep unprotected persons out of treated areas until sprays have dried.



**PRIME SOURCE**



This information is for promotional purposes only. Space considerations may require information to be omitted. Always refer to the actual package for complete label verbiage. This product may not yet be available or approved for sale or use in your area.

# CROSSCUT SELECT™

WEED AND BRUSH HERBICIDE

## STORAGE AND DISPOSAL

Do not contaminate water, food or feed by storage or disposal.

**PESTICIDE STORAGE:** Store above 10°F or agitate before use.

**PESTICIDE DISPOSAL:** Pesticide wastes are toxic. Improper disposal of excess pesticide, spray mixture, or rinsate is a violation of Federal law and may contaminate groundwater. If these wastes cannot be disposed of by use according to label instructions, contact your State Pesticide or Environmental Control Agency, or the Hazardous Waste representative at the nearest EPA Regional Office for guidance.

### CONTAINER DISPOSAL:

**Non-refillable containers (1, 2.5, 30 & 55 gallon):** Do not reuse or refill this container. Offer for recycling, if available. Triple rinse or pressure rinse container (or equivalent) promptly after emptying.

**(Non-refillable <5 gallons):** Triple rinse as follows: Empty the remaining contents into application equipment or a mix tank and drain for 10 seconds after the flow begins to drip. Fill the container ¼ full with water and recap. Shake for 10 seconds. Pour rinsate into application equipment or a mix tank or store rinsate for later use or disposal. Drain for 10 seconds after the flow begins to drip. Repeat this procedure two more times.

**(Non-refillable >5 gallons):** Triple rinse as follows: Empty the remaining contents into application equipment or a mix tank. Fill the container ¼ full with water. Replace and tighten closures. Tip container on its side and roll it back and forth, ensuring at least one complete revolution, for 30 seconds. Stand the container on its end and tip it back and forth several times. Turn the container over onto its other end and tip it back and forth several times. Empty the rinsate into application equipment or a mix tank or store rinsate for later use or disposal. Repeat this procedure two more times.

**Pressure rinse as follows (all sizes):** Empty the remaining contents into application equipment or a mix tank and continue to drain for 10 seconds after the flow begins to drip. Hold container upside down over application equipment or mix tank or collect rinsate for later use for disposal. Insert pressure rinsing nozzle in the side of the container, and rinse at about 40 PSI for at least 30 seconds. Drain for 10 seconds after the flow begins to drip.

**Refillable container (250 gallon & bulk):** Refill this container with pesticide only. Do not reuse this container for any other purpose. Cleaning the container before final disposal is the responsibility of the person disposing of the container. Cleaning before refilling is the responsibility of the refiller.

To clean the container before final disposal, empty the remaining contents from the container into application equipment or mix tank. Fill the container about 10 percent full with water. Agitate vigorously or recirculate water with the pump for 2 minutes. Pour or pump rinsate into application equipment or rinsate collection system. Repeat this rinsing process two more times.

## PRODUCT INFORMATION


CrossCut Select will control many species of woody plants, annual and perennial broadleaf weeds, growing on rangeland, permanent grass pastures, CRP, commercial turf and sod farms, fence rows, non-irrigation ditch banks, roadsides, other non-crop areas as specified below, and industrial sites.

### PRECAUTIONS:

- The state of Arizona has not approved CrossCut Select for use on plants grown for commercial production; specifically forests grown for commercial timber production, or on designated grazing areas.
- Optimal control is obtained when foliar sprays are applied during warm weather when target brush and weeds are actively growing.
- Applications made under drought stress conditions will result in reduced control.



**PRIME SOURCE**



This information is for promotional purposes only. Space considerations may require information to be omitted. Always refer to the actual package for complete label verbiage. This product may not yet be available or approved for sale or use in your area.

# CROSSCUT SELECT™

## WEED AND BRUSH HERBICIDE

- Excessive amounts of this herbicide in the soil may temporarily inhibit seed germination and plant growth.
- Use low spray pressures to minimize spray drift.
- **FOR ALL TANK MIXTURES:** It is the pesticide user's responsibility to ensure that all products are registered for the intended use. Read and follow the applicable restrictions and limitations and directions for use on all product labels involved in tank mixing. Users must follow the most restrictive directions for use and precautionary statements of each product in the tank mixture.

### RESTRICTIONS:

- For use on plants in non-crop and non-timber areas only. Do not apply to crops, timber, or other plants being grown for sale or other commercial use, or for commercial seed production, or for research purposes.
- Do not apply this product in a way that will contact workers or other persons, either directly or through drift. Only protected handlers may be in the area during application.
- Do not allow worker entry into areas until sprays have dried, unless applicator and other handler PPE is worn.
- Do not enter or allow others to enter the treated area until sprays have dried.
- This product may not be applied to forage that is to be cut and sold for commercial purposes.
- Chemigation is prohibited. Do not apply through any type of irrigation system.
- Do not use on bentgrass.
- Do not use on newly seeded grasses until grass has established a good root system and is tillering.
- Do not reseed pastures within a minimum of three weeks after treatment.
- Do not spray pastures containing desirable broadleaf forbs, especially legumes such as clover, unless injury or loss of such plants can be tolerated. However, the stand and growth of established grasses usually is improved, particularly when rainfall is adequate and grazing is deferred.

### GRAZING AND HAYING RESTRICTIONS

Except for lactating dairy animals, there are no grazing restrictions following application of this product.

#### Grazing Lactating Dairy Animals:

- Do not allow lactating dairy animals to graze treated areas until the next growing season following application of this product.
- Do not harvest hay for 14 days after application.
- Grazed areas of non-cropland and forestry sites may be spot treated if they comprise no more than 10% of the total grazable area.


#### Slaughter Restrictions:

- During the season of application, withdraw livestock from grazing treated grass at least 3 days before slaughter.

### AVOID INJURIOUS SPRAY DRIFT

Applications should be made only when hazards from spray drift are at a minimum. Very small quantities of spray, which may not be visible, may seriously injure susceptible plants. Do not spray when wind is blowing toward susceptible crops or ornamental plants near enough to be injured. Spray drift can be reduced by adding a spray thickening agent such as Nalco-Trol, Liberate, Chem-Trol or insert supplemental distributor's proprietary brand of spray thickening agent] or equivalent to the spray mixture. If a spray thickening agent is used, follow all use recommendations and precautions on the product label.





This information is for promotional purposes only. Space considerations may require information to be omitted. Always refer to the actual package for complete label verbiage. This product may not yet be available or approved for sale or use in your area.

# CROSSCUT SELECT™

---

## WEED AND BRUSH HERBICIDE

With ground broadcast equipment, drift can be reduced by keeping the spray boom as low as possible; by applying no less than 20 gallons of spray per acre; by keeping the operating spray pressures at the lower end of the manufacturer's recommended pressures for the specific nozzle type used (low pressure nozzles are available from spray equipment manufacturers); and by spraying when the wind velocity is low (follow state regulations). Avoid calm conditions which may be conducive to air inversions. In hand-gun applications, select the minimum spray pressure that will provide adequate plant coverage (without forming a mist). The use of a mist-blower is not recommended.

With aerial applications, use a drift control system such as Microfoil or Thru-Valve booms, or use [Nalco-Trol, Arborchem 38-F or insert supplemental distributor's proprietary brand of drift control additive] drift control additive or equivalent. Keep spray pressures low enough to provide coarse spray droplets. Do not use a thickening agent with the Microfoil or the Thru-Valve booms, or other systems that cannot accommodate thick sprays.

### SPRAY DRIFT

Avoiding spray drift at the application site is the responsibility of the applicator. The interaction of many equipment-and-weather related factors determine the potential for spray drift. The applicator and the grower are responsible for considering all these factors when making decisions.

A variety of factors including weather conditions (e.g., wind direction, wind speed, temperature, relative humidity) and method of application (e.g., ground, aerial, airblast) can influence pesticide drift. The applicator must evaluate all factors and make appropriate adjustments when applying this product.

### Droplet Size

When applying sprays that contain 2,4-D as the sole active ingredient, or when applying sprays that contain 2,4-D mixed with active ingredients that require a Coarse or coarser spray, apply only as a Coarse or coarser spray (ASAE standard 572) or a volume mean diameter of 385 microns or greater for spinning atomizer nozzles.

When applying sprays that contain 2,4-D mixed with other active ingredients that require a Medium or more fine spray, apply only as a Medium or coarser spray (ASAE standard 572) or a volume mean diameter of 300 microns or greater for spinning atomizer nozzles.

### Controlling Droplet Size


**Volume** - Use high flow rate nozzles to apply the highest practical spray volume. Nozzles with higher rated flows produce larger droplets.

**Pressure** - Use the lower spray pressures recommended for the nozzle. Higher pressure reduces droplet size and does not improve canopy protection. When higher flow rates are needed, use higher flow rate nozzles instead of increasing pressure. Use a maximum of 40 psi (measured at the boom, not at the pump or in the line).

**Number of Nozzles** - Use the minimum number of nozzles that provide uniform coverage.

**Nozzle Orientation** - Orienting nozzles so that the spray is released backward (the downward angle of the nozzles on fixed wing aircraft should not be greater than 20°) or parallel to the airstream on helicopters, will produce larger droplets than other orientations. Significant deflection from the horizontal will reduce droplet size and increase drift potential





This information is for promotional purposes only. Space considerations may require information to be omitted. Always refer to the actual package for complete label verbiage. This product may not yet be available or approved for sale or use in your area.

# CROSSCUT SELECT™

---

## WEED AND BRUSH HERBICIDE

**Nozzle Type** - Use a nozzle type that is designed for the intended application. With most nozzle types, narrower spray angles produce larger droplets. Consider using low-drift nozzles. Some nozzle examples are CP Lund or flat fans with angles of 25°-65°. Solid stream nozzles oriented straight back produce larger droplets than other nozzle types. If using nozzle screens, do not use screens finer than the 50 mesh size as nozzle plugging is possible.

### **Wind Speed**

Do not apply at wind speeds greater than 15 mph. Only apply this product if the wind direction favors on-target deposition and are not sensitive areas (including, but not limited to, residential areas, bodies of water, known habitat for nontarget species, nontarget crops) within 250 feet downwind. If applying a Medium spray, leave one swath unsprayed at the downwind edge of the treated field.

### **Temperature Inversions**

If applying at wind speeds less than 3 mph, the applicator must determine if: a) conditions of temperature inversion exist, or b) stable atmospheric conditions exist at or below nozzle height. Do not make applications into areas of temperature inversions or stable atmospheric conditions.

2,4-D esters may volatilize during conditions of low humidity and high temperatures. Do not apply during conditions of low humidity and high temperatures

### **Susceptible Plants**

Do not apply under circumstances where spray drift may occur to food, forage, or other plantings that might be damaged or crops thereof rendered unfit for sale, use or consumption. Susceptible crops include, but are not limited to cotton, okra, flowers, grapes (in growing stage), fruit trees (foliage), soybeans (vegetative stage), ornamentals, sunflowers, tomatoes, beans, and other vegetables, or tobacco. Small amounts of spray drift that might not be visible may injure susceptible broadleaf plants.

### **Other State and Local Requirements**

Applicators must follow all state and local pesticide drift requirements regarding application of 2,4-D herbicides. Where states have more stringent regulations, they must be observed.

### **Equipment**

All aerial equipment and ground application equipment must be properly maintained and calibrated using appropriate carriers or surrogates.

For aerial equipment, the boom length must not exceed 75% of the wingspan or 75% of the rotor blade diameter.


Nozzles must always point backward parallel with the air stream and never be pointed downward more than 45 degrees. Where states have more stringent regulations, they must be observed.

Release spray at the lowest height consistent with efficacy and flight safety. Do not release spray at a height greater than 10 feet above the crop canopy unless a greater height is required for aircraft safety. This requirement does not apply to forestry or rights-of-way applications.

When applications are made in a crosswind, the swath will be displaced downwind. The applicator must compensate for this by adjusting the path of the aircraft upwind.

For ground boom application, do not apply with a nozzle height greater than 4 feet above the crop canopy.





This information is for promotional purposes only. Space considerations may require information to be omitted. Always refer to the actual package for complete label verbiage. This product may not yet be available or approved for sale or use in your area.

# CROSSCUT SELECT™

## WEED AND BRUSH HERBICIDE

### MIXING DIRECTIONS

CrossCut Select mixed in water should be agitated continuously during application to prevent separation.

#### Water Spray:

- Charge the spray tank 1/3 to 1/2 full with clean water
- Add the label rate of CrossCut Select
- Add balance of water with agitation running.
- Mix thoroughly, maintain moderate agitation while spraying.

#### Small Volume Conversion Table for Spot Treatments

Size of Sprayer (Gallons)	Amount of CrossCut Select Required for Spray Mixture		
	1%	1.5%	4%
1	1 1/3 fl. oz.	2 fl. oz.	5 1/3 fl. oz.
3	4 fl. oz.	6 fl. oz.	1 pt.
5	6 2/3 fl. oz.	10 fl. oz.	1 2/3 pts.
50	2 qts.	3 qts.	2 gals.
100	1 gal.	1.5 gals.	4 gals.

#### Small Area Conversion Table for Broadcast Application

Quarts per Acre	Fluid Ounces per 1,000 square feet
1	0.75
2	1.50
3	2.25
4	3.00

## APPLICATION INSTRUCTIONS

### RANGELAND & PASTURE

#### Broadcast Treatment (Ground Equipment and Helicopter):


Apply up to 4 quarts of CrossCut Select per acre in sufficient water to deliver 10 to 30 gallons of total spray per acre. Actively growing weeds are most susceptible. Optimal application time for biennial and winter annual weeds is the rosette stage. Hard-to-control weeds such as field bindweed, chicory, dogfennel, goldenrod, horsenettle, kudzu, milkweed, perennial sowthistle, leafy spurge, and Canada thistle may require Retreatment for complete control.

See recommendations regarding the use of drift control additives as listed in the "Use Precautions" section under "Avoid injurious spray drift".

#### Spot Treatment:

Spot treatment is defined as a treatment area no greater than 1,000 square feet per acre. To control broadleaf weeds in small areas with a hand sprayer, mix 4 to 6 fl. oz. of CrossCut Select in 3 gallons of water. Spray to thoroughly wet all foliage.





This information is for promotional purposes only. Space considerations may require information to be omitted. Always refer to the actual package for complete label verbiage. This product may not yet be available or approved for sale or use in your area.


# CROSSCUT SELECT™

## WEED AND BRUSH HERBICIDE

### WEED CONTROL

Foliar Broadcast Rate	Spot Treatment Mixture	Weed Type			
		Annual	Biennial	Winter Annual	Perennial
1 Qt./Acre	1%	Buttercup, annual Horseweed (marestail) Lambsquarters, common Mustard, wild Ragweed, common Spurge, thyme-leaf	Blueweed		
2 Qts./Acre	1%	Bedstraw, annual Bluebur Clover, bur Cocklebur Croton, wooly Lettuce, wild Radish, wild	Burdock Clover, sweet white Ragwort, tansy	Lettuce, wild Mustard, tansy Shepherd's purse	Dogbane, hemp+
2 - 4 Qts./ Acre	1 - 1.5%	Amaranth, spiny Galinsoga, hairy Goatsbeard Kochia Lespedeza Pepperweed, field Pigweed, redroot Purslane, annual Sneezeweed, bitter Sowthistle, annual Sunflower Thistle, Russian	Goatsbeard Henbit Pepperweed, field Wormwood, biennial Yellow rocket	Henbit Pennycress, field	Buttercup, tall Chickweed, mouseear Clover, white Dandelion Dock, curly Ironweed, western Ivy, ground Oxalis Plantain, broadleaf Plantain, narrowleaf Vetch Violet, wild Yellow rocket





This information is for promotional purposes only. Space considerations may require information to be omitted. Always refer to the actual package for complete label verbiage. This product may not yet be available or approved for sale or use in your area.

# CROSSCUT SELECT™

## WEED AND BRUSH HERBICIDE

Foliar Broadcast Rate	Spot Treatment Mixture	Weed Type			
		Annual	Biennial	Winter Annual	Perennial
4 Qts./Acre	1.5%	Cinquefoil Fleabane Marshelder Sesbania hemp	Carrot, wild Cinquefoil Fleabane Thistle, bull Thistle, musk (nodding)		Bindweed, field+ Chicory++ Cinquefoil Dogfennel++ Golden-rod+ Horsenettle Kudzu+ Milkweed++ Pepperweed, perennial Pokeweed Sowthistle, perennial+ Spurge leafy+ Thistle, Canada Yarrow

**+ Top growth control only. Repeat treatment may be necessary.**  
**++ Suppression only.**

**Note:** Best time for treatment of biennial and winter annuals is when plants are in the rosette stage.

CrossCut Select may be mixed with liquid nitrogen fertilizer suitable for foliar broadcast application. Apply liquid fertilizer at rates recommended by supplier or Extension Service Specialist.

Applicators should determine compatibility CrossCut Select with liquid nitrogen with a clear glass jar test prior to mixing a full spray tank. Sometimes a suitable compatibility agent be required. Compatibility is more likely with straight liquid nitrogen fertilizer solutions (without phosphorous or potassium elements). Premixing Cross-Cut Select with 1 to 4 parts water may prevent incompatibility.


Fill the spray tank about half full with the liquid fertilizer, then add the herbicide with agitation and complete filling the tank with fertilizer. Apply immediately and continue agitation in the spray tank during application. Do not store spray mixture. Application during very cold weather (near freezing) is not advisable.

**Note:** Do not use spray equipment for other applications to land planted, or to be planted to susceptible plants, unless all triclopyr residues have been removed from all components of the spray equipment.

**RANGELAND & PASTURE RESTRICTIONS:**

- Do not apply more than 4 quarts per acre per application.
- Do not make more than one application per year.
- Pre-Harvest Interval is 14 days
- If grass is to be cut for hay, Agricultural Use Requirements for the Worker Protection Standard are applicable.
- Do not apply more than 1 lb. 2,4-D ae per application (2 qts. product) for susceptible annual and biennial broadleaf weeds.





This information is for promotional purposes only. Space considerations may require information to be omitted. Always refer to the actual package for complete label verbiage. This product may not yet be available or approved for sale or use in your area.

# CROSSCUT SELECT™

---

## WEED AND BRUSH HERBICIDE

CrossCut Select contains 0.5 pound a.e. of 2,4-D per quart. When tank mixing with products that contain 2,4-D, do not exceed a combined total of 4.0 pounds of 2,4-D a.e. per acre per year.

### **CONSERVATION RESERVE PROGRAM (CRP) FOR ESTABLISHED PERMANENT GRASS STANDS**

Apply CrossCut Select to CRP acres after perennial grasses are established. Do not apply if grass is under drought stress.

#### **Restrictions:**

When applying to CRP lands, follow all applicable state and federal regulations. Follow the most severe grazing restriction imposed by the pesticide label or by the USDA Acreage Conservation Reserve Program. After that time period, follow local (CRP) guidelines regarding cropping and haying restrictions.

Do not use CrossCut Select if legumes are a desired cover crop during CRP.

Do not use on bentgrass or newly seeded grass.

#### **Broadcast Application (Ground or Aerial):**

Apply 1 to 2 quarts of CrossCut Select for small weed control or up to 4 quarts of CrossCut Select for deep-rooted perennial and susceptible woody species control using enough water to deliver 10 or more gallons of total spray volume per acre.

#### **CONSERVATION RESERVE PROGRAM RESTRICTIONS:**

- Do not apply more than 4 quarts per acre per application.
- Do not make more than one application per year.
- Pre-Harvest Interval is 14 days (cut forage for hay).
- If grass is to be cut for hay, Agricultural Use requirements for the Worker Protection Standard are applicable.
- For program lands, such as Conservation Reserve Program, consult program rules to determine whether grass or hay may be used. The more restrictive requirements of the program rules or this label must be followed.

CrossCut Select contains 0.5 pound a.e. of 2,4-D per quart. When tank mixing with products that contain 2,4-D, do not exceed a combined total of 4.0 pounds of 2,4-D a.e. per acre per year.

For basal and dormant brush treatments, follow application directions listed in "**Woody Plant Control**".

#### **NON-CROPLAND**

(fence rows, non-irrigation ditch banks, roadsides, industrial sites and similar non-crop areas)


#### **High Volume Foliar Applications Through Handguns:**

Using a power or hand pressured spray-gun, apply a foliar wetting spray containing up to 4 quarts of this product in sufficient water to make 100 gallons of total spray mix. See mixing chart under "**Mixing Directions**" for preparing small amounts of this 1 to 1.5% spray mix.

Spray to give thorough coverage of the foliage, wetting all leaves and green stems to the drip point. Depending on the plant size and foliage density, the total amount of required spray is usually 100 to 200 gallons per sprayed acre.

For best results, applications should be made when woody plants are actively growing. This is most likely to





This information is for promotional purposes only. Space considerations may require information to be omitted. Always refer to the actual package for complete label verbiage. This product may not yet be available or approved for sale or use in your area.

# CROSSCUT SELECT™

---

## WEED AND BRUSH HERBICIDE

occur for a period after full leaf in the spring to early summer when moisture and temperature are favorable. For multiflora rose control, the best time for treatment may be expected during the early to mid-flowering stage.

The required spray volume will increase substantially if the brush exceeds 5 feet in height. Brush over 8 feet tall is difficult to treat efficiently. Large brush or trees may be controlled better by basal or mechanical methods.

### **Foliar Broadcast Sprays (Ground Equipment and Helicopter):**

Apply up to 4 quarts of this product in enough water to deliver 10 to 30 gallons total spray per acre. Use a boom type or other broadcast spray equipment that provides uniform spray coverage over the top of the foliage and make applications when plants are growing well. The favorable period for treatment is most likely to occur after full leaf in the spring and continue into early summer, depending on soil moisture and other conditions. Follow-up treatment with foliar high-volume or basal type treatments may be needed, especially if treating under less favorable conditions.

### **Aerial Application (Helicopter only):**

Use Nalco-Trol or equivalent drift control additive as recommended by the manufacturer of the Microfoil boom, Thru-Valve boom, or equivalent drift control system. Thickened sprays prepared by using high viscosity invert systems or other drift reducing systems may be utilized if they control spray drift as well as Nalco-Trol or the above mentioned booms. If a spray thickening agent is used, follow all recommendations and precautions on the product label. Do not use a thickening agent with the Microfoil or Thru-Valve booms or other systems that cannot accommodate thick sprays.

### **Dormant Stem Applications:**

To control susceptible woody species such as multiflora rose and blackberry, mix 4 to 8 quarts of this product in diesel oil, No. 1 or No. 2 fuel oil or kerosene to make 100 gallons of spray and apply to thoroughly wet upper and lower stems including the root collar and any ground sprouts. Treat at any time when the brush is dormant and the bark is dry. Best results have been obtained with late winter to early spring applications. Do not treat when snow or water prevent spraying to the ground line. For the most susceptible woody species such as blackberries, substitute other diluents or oils only in accordance to manufacturer's recommendations. Apply mixture to thoroughly wet upper and lower stems as described above. The more tolerant species may require total oil carrier for better control. Brush over 8 feet in height is difficult to treat efficiently. Basal or mechanical methods may be better suited for control of large trees.

### **NON-CROPLAND RESTRICTIONS:**

#### **Post-emergence (annual & perennial weeds):**


- Do not make more than 2 applications per year.
- Do not apply more than 4 quarts per acre per application.
- Minimum spray interval between applications is 30 days.

#### **Post-emergence (woody plants):**

- Do not make more than 1 application per year.
- Do not apply more than 4 quarts per acre per application.

Applications to non-cropland areas are not applicable to treatment of commercial timber or other plants being grown for sale or other commercial use, or for commercial seed production, or for research purposes.





This information is for promotional purposes only. Space considerations may require information to be omitted. Always refer to the actual package for complete label verbiage. This product may not yet be available or approved for sale or use in your area.

# CROSSCUT SELECT™

## WEED AND BRUSH HERBICIDE

CrossCut Select contains 0.5 pound a.e. of 2,4-D per quart. When tank mixing with products that contain 2,4-D, do not exceed a combined total of 4.0 pounds of a.e. per acre per year.

### Woody Plant Control

#### Easy-To-Control Species:

6 quarts/acre broadcast application or 1 to 1.5% mixtures for high-volume foliar applications.

Alder	Honeysuckle
Ash	Maples (except bigleaf & vine)+
Beech	Multiflora rose
Birch	Poison ivy
Blackberry	Poison oak
Black locust	Sassafras (top growth)
Boneset	Scotch broom
Cascara	Sumac
Ceanothus spp.	Sycamore
Cherry (except black)	Tamarack
Cottonwood	Wax myrtle (top growth)
Dogwood	White oak
Elderberry	Wild grape
Hawthorn	Willo

+basal or dormant stem application only

#### Harder-To-Control Species:


Apply high-volume applications, 1.5% mixture, conventional basal or dormant stem applications. A broadcast rate of 8 quarts/acre will increase the degree of control of these species.

Buckbush ( <i>Symphoricarpos</i> spp.)(suppression)	Russian olive
Common persimmon (suppression)	Salmonberry (suppression)
Elm (except winged elm)	Sweetgum
Hazel	Trumpetcreeper (suppression)
Honeylocust (suppression)	Virginia creeper (suppression)
Pine (suppression)	

#### Conventional Basal Bark and Stump Applications:

For control of susceptible woody plants and to prevent or control regrowth from cut stumps, mix 8 quarts of this product in diesel oil, No. 1 or No. 2 fuel oil or kerosene to make 100 gallons of spray mixture. Spray the basal parts of brush or trees to a height of 15 to 20 inches from the ground. Thoroughly wet all the basal bark area including crown buds and ground sprouts. Spray runoff should visibly wet the ground at the base of the stems or trunks. Basal and cut stump applications can be made at any time of the year except when snow or water prevent spraying to the ground line. Best results have been obtained with winter to early spring applications. Basal treatments are less effective on trees with diameters larger than 6 to 8 inches. For better regrowth control, cut the larger trees and treat the stumps. Treat stumps the same as the trunks and also treat the freshly cut surface. The cambium layer just inside the bark is the most important area of the cut surface to treat.





This information is for promotional purposes only. Space considerations may require information to be omitted. Always refer to the actual package for complete label verbiage. This product may not yet be available or approved for sale or use in your area.

# CROSSCUT SELECT™

## WEED AND BRUSH HERBICIDE

### Thinline Basal Applications:

For the control of small multiflora rose, apply a horizontal thin line of undiluted herbicide across all the stems at a height where the stems are less than 1/2 inch in diameter and have thinner bark to penetrate. For bushes with large numbers of stems (over 3 or 4), coverage may be difficult. Basal bark or dormant stem applications may be more effective. Treat when the bark is dry and rain is not forecasted. Best time for multiflora rose control using this application method is during early spring to early summer, when the plants are just about breaking dormancy to actively growing. Apply approximately 20 ml undiluted product per bush. Wherever a stem over 1/2 inch in diameter is treated, it should be completely ringed with herbicide to obtain best results. Additional herbicide is likely to be needed for adequate coverage of these larger stems in a bush or clump.

Old stems with thickened bark require more herbicide than young stems with thin bark. Where regrowth is treated, better root kill may result if resprouts are treated after they are one year old and the bark has lost its green color, but before sprouts reach one inch in diameter.

### BASAL & CUT STUMP RESTRICTIONS:

- Do not make more than one cut surface application per year.
- Do not use more than 11 quarts per 100 gallons of spray solution.

### TURF

#### Broadcast Treatment of Commercial Turf and Commercial Sod Farms

To be applied only under the direct supervision of Commercial applicators responsible for turf weed control programs.


Black medic	Cornspeedwell (b)	Oxalis ( <i>stricta and corniculata</i> ) (b)
Bull thistle (a)	Creeping beggarweed	Plantain
Burdock (a)	Dandelion	Poison oak
Buttercup (a)	Docks	Prostate spurge (b)
Canada thistle (a)	Field bindweed	Purslane speedwell
Catnip	Goldenrod	Smartweed
Chamise	Ground ivy (b)	Sowthistle
Chickweeds (common & mouseear)	Henbit	Spiderwort
Chicory	Knawel	Spotted catsear
Cinquefoil	Lambsquarters	Vetch
Clover	Lespedeza	Wild carrot (a)
Cocklebur	Matchweed	Wild violet (b)
Cornflower	Mustards (a)	Yarrow

Apply 2 to 4 pints (.5 to 1 lb. 2,4-D ae) of CrossCut Select in enough water to make 20 to 200 gallons total spray per acre to control broadleaf weeds growing in tall fescue, bluegrass, or perennial ryegrass turf. Do not use on other grass species, such as bentgrass or St. Augustine grass, unless injury can be tolerated.

CrossCut Select at 3 pints per acre (0.75 lb. 2,4-D ae) or 1.1 ounce per 1,000 square feet will provide control of most weeds listed on the container label.







This information is for promotional purposes only. Space considerations may require information to be omitted. Always refer to the actual package for complete label verbiage. This product may not yet be available or approved for sale or use in your area.

# CROSSCUT SELECT™

---

## WEED AND BRUSH HERBICIDE

The use of 4 pints per acre (1 lb. 2,4-D or 1.5 ounces per 1,000 square feet) is suggested for those weeds followed by (a). Optimum control of those species followed by (b) has been obtained when two applications of 3 pints per acre (.75 lb. 2,4-D ae/acre) have been made 4 weeks apart. Apply from early spring through early fall when weeds are growing.

Applications should be made 4 weeks apart to minimize grass injury. Newly seeded turf should be mowed two or three times before being treated. Do not water for 24 hours after application. Do not reseed for 3 weeks after application.

### **RESTRICTIONS For Broadcast Application on Commercial Turf**

#### **Post-emergence:**

- Limited to 2 applications per year.
- Use a maximum of 6 pints CrossCut Select (1.5 lbs. 2,4-D ae) per acre per application.
- The maximum seasonal rate is 12 pints CrossCut Select per acre (3.0 lbs. 2,4-D ae/acre), from all combined sources.

### **RESTRICTIONS For Broadcast Application on Commercial Sod Farms**

- A maximum of 4 pints of CrossCut Select per acre may be applied up to two times a year to control a variety of broadleaf weed species which may germinate at different periods.
- Limited to 2 applications per year.
- Do not exceed a maximum of 8 pints CrossCut Select per acre (2.0 lbs. 2,4-D ae/acre) per application.
- Observe a minimum of 21 days between applications.

### **Spot Treatment of Commercial Turf and Commercial Sod Using Portable Sprayers**

Spot treatment is defined as a treatment area no greater than 1,000 square feet per acre. Mix 1 to 2 fluid ounces (.01 to .03 lb. 2,4-D ae) of CrossCut Select in enough water to make 3 gallons of spray (1 to 2 quarts per 100 gallons of spray) and apply at any time broadleaf weeds are susceptible by wetting foliage of undesirable plants to point of runoff.

### **TERMS AND CONDITIONS OF USE**


If terms of the following Warranty Disclaimer, Inherent Risks of Use, and Limitation of Remedies are not acceptable, return unopened package at once to the seller for a full refund of purchase price paid. Otherwise, use by the buyer or any other user constitutes acceptance of the terms under Warranty Disclaimer. Inherent Risks of Use and Limitations of Remedies.

#### **Warranty Disclaimer**

Prime Source, LLC warrants that this product conforms to the chemical description on the label and is reasonably fit for the purposes stated on the label when used in strict accordance with the directions, subject to the inherent risks set forth below. Prime Source, LLC MAKES NO OTHER EXPRESS OR IMPLIED WARRANTY OF MERCHANTABILITY OR FITNESS FOR A PARTICULAR PURPOSE OR ANY OTHER EXPRESS OR IMPLIED WARRANTY.

#### **Inherent Risks of Use**

It is impossible to eliminate all risks associated with use of this product. Plant injury, lack of performance, or other unintended consequences may result because of such factors as use of the product contrary to label instruc-



This information is for promotional purposes only. Space considerations may require information to be omitted. Always refer to the actual package for complete label verbiage. This product may not yet be available or approved for sale or use in your area.

# CROSSCUT SELECT™

---

## WEED AND BRUSH HERBICIDE

tions (including conditions noted on the label, such as unfavorable temperature, soil conditions, etc.), abnormal conditions (such as excessive rainfall, drought, tornadoes, hurricanes), presence of other materials, the manner of application, or other factors, all of which are beyond the control of Prime Source, LLC the seller. All such risks shall be assumed by buyer.

### **Limitation of Remedies**

To the extent permitted by law, the exclusive remedy for losses or damages resulting from this product (including claims based on contract, negligence, strict liability, or other legal theories), shall be limited to, at Prime Source, LLC's election, one of the following:

1. Refund of purchase price paid by buyer or user for product bought, or
2. Replacement of amount of product used.

To the extent permitted by law, Prime Source, LLC shall not be liable for losses or damages resulting from handling or use of this product unless Prime Source, LLC is promptly notified of such loss or damage in writing. To the extent permitted by law, in no case shall Prime Source, LLC be liable for consequential or incidental damages or losses.

The terms of the Warranty Disclaimer and Inherent Risks of Use above and this Limitation of Remedies cannot be varied by any written or verbal statements or agreements. No employee or sales agent of Prime Source, LLC or the seller is authorized to vary or exceed the terms of the Warranty Disclaimer or this Limitation of Remedies in any manner.

